



P.I.R. MODEL with passive infrared sensor.

- Available in 2 sizes: Ø100, 120 and 150
- Provided with integral timer, adjustable from 3 to 25 mn
- Ideal for public premises
- Quick and easy installation as it is not necessary to install a control switch
- Completely automatic running



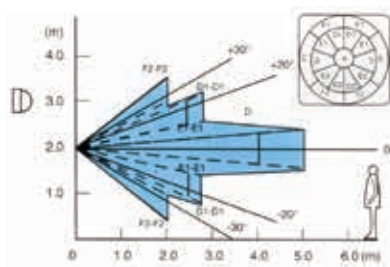
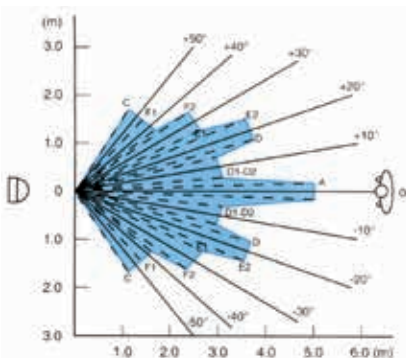
Comply with ErP Directive 2009/125/CE and EU Regulation 1253/2014 (Classification: Residential Ventilation Unit)

INSTALLATION



IDEAL FOR PUBLIC PREMISES

DETECTION SPECTRUM

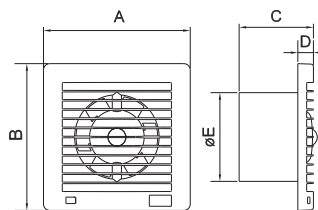


PERFORMANCES

MODELS	m ³ /h	l/s	Pa	W	dB (A)*
E-STYLE 100 P.I.R.	90	25	42	14	31,4
E-STYLE 120 P.I.R.	165	46	55	15	36,7
E-STYLE 150 P.I.R.	315	87	71	25	43,9

* Sound pressure at 3 mt

DIMENSIONS (mm)



MODEL	A	B	C	D	E ϕ	Kg
E-STYLE 100 P.I.R.	160	160	95	17	98	0,4
E-STYLE 120 P.I.R.	180	180	101	18	119	0,6
E-STYLE 150 P.I.R.	200	200	119	22	149	1,0

CURVES

