

MAINTENANCE ORDINARY

Before carrying out any maintenance operations, disconnect the main electrical supply.
Periodically check that the air discharge is not obstructed.

TROUBLESHOOTING (by qualified personnel)

PROBLEM	CAUSE AND REMEDY
The appliance does not switch on	There is no voltage. Check the main switch and/or the electrical connections.
The impeller does not turn.	Check that its movement is not slowed down.

DISMANTLING AND RECYCLING



If a crossed-out wheeled bin is illustrated on a product, this means that the product satisfies the requirements of the 2012/19/EU European Directive.
Conform to the local norms regarding the disposal of waste materials and do not dispose of old products in normal domestic waste material.



Maico Italia S.p.A. via Maestri del Lavoro, 12 - 25017 Lonato del Garda (BS) ITALIA
Tel. (+39) 030 9913751 Fax (+39) 030 9913781
e-mail: info@maico-italia.it www.elicent.it

MRF SERIES

Instruction manual

In case of incorrect or doubtful translation, only the Italian text applies
(Translation of the original instructions).



The equipment must be installed only by a specialised technician!
Read and apply that referred to the following pages before carrying out the installation.
Keep this manual in a safe place.

Dear Costumer,

the product you have purchased is a centrifugal roof fan for domestic and commercial application. To ensure optimum operation and guarantee a long life, read this manual carefully that explains how to effectuate a correct installation and to use and maintain the product properly. Following all the instructions ensures reliability and long life, both mechanically and electrically.

The manufacturer declines any responsibility for damages caused to persons or things deriving from the lack of observance of the following described instructions.

The product is constructed using state of the art technology and respects the standards in force regarding electrical equipment. It conforms with the EMC 2014/30/EU European Directive regarding radio interference suppression and electro-magnetic compatibility.

Installation and usage instructions



WARNING: Serious injury or death can be caused if these instructions are not applied!

- Do not use this product for uses that are different from those for which it has been designed.
- After having taken the product out of the packaging, ensure that it is not damaged or broken and, in particular, that:
 - the body and impeller of the equipment have not suffered impact damage or deformation;
 - as regards the impeller, ensure that:
 - 1) the movement of the impeller is not blocked in any way
 - 2) the impeller is fixed onto the rotating shaft well and rotates freely;

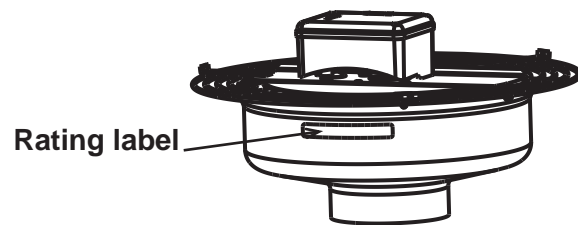
If in doubt, immediately contact a qualified electrician.

- Do not leave parts of the packaging within reach of children or incompetent persons. To dispose of the packaging and the appliance at the end of its useful life refer to the recycling norms in force in your country.
- Immediately contact a qualified person (authorised dealer or the manufacturer) if the product is dropped or knocked to check its correct functioning.
- Do not touch the appliance with wet or humid parts of the body (e.g., hands or feet).
- This appliance can be used by children aged from 8 years and above and persons with reduced physical, sensory or mental capabilities or lack of experience and knowledge if they have been given supervision or instruction concerning use of the appliance in a safe way and understand the hazards involved. Children shall not play with the appliance. Cleaning and user maintenance shall not be made by children without supervision.
- The product requires to be earthed.
- The means of disconnection from the supply mains must have a contact separation in all poles and must provide full disconnection under overvoltage category III conditions.
- If there is a combustible-fed device (water heater, gas boiler, etc. of the sealed chamber type) in the room where the product is to be installed check that the re-circulation of air is sufficient to ensure a good combustion for the correct functioning of these devices, precautions must be taken to avoid the back-flow of gases into the room from the open flue of gas or other fuel-burning appliances.
- To avoid the risk of fire do not using the product in the presence of inflammable substances and vapours, such as alcohol, insecticides, petrol, etc.
- The product can be connected to the supply mains only if the voltage and the frequency of the supply mains correspond to those written in the rating label.
- In the case of malfunction, anomaly or any type of fault disconnect the appliance from the electrical main supply and contact a qualified person. Use only original spare parts for repairs.
- The electrical system to which the appliance is connected must conform with the local norms in force regarding electrical systems.
- The appliance must not be used to activate water heaters, room heaters, etc.
- It is forbidden for the appliance to discharge air into hot air ducts used for the evacuation of fumes coming from the combustion of stoves or other combustion devices. It must discharge directly outside the building.



COD. 00801.04 09-17

- **CAUTION:** In order to avoid a hazard due to inadvertent resetting of the thermal cut-out, this appliance must not be supplied through an external switching device, such as a timer, or connected to a circuit that is regularly switched on and off by the utility.



WARNING: Damage can be caused to the device if the following instructions are not applied!

- Do not use the product when the room temperature is higher than the temperature indicated on the data plate.
- Do not leave the appliance exposed to atmospheric agents (rain, sun, snow, etc.). The possible applications of this product are illustrated in this manual.
- Do not immerse the appliance or parts of it in water or any other liquids.
- When cleaning or carrying out ordinary maintenance, check the integrity of the appliance.
- The flow of air or fumes that is conveyed by the appliance must be clean and free of greasy elements, soot, chemical/corrosive agents and inflammable or explosive mixtures.
- Do not obstruct the air inlet and outlet of the appliance in any way whatsoever. When using air ducting make sure that the ducting is not blocked.
- For an optimum functioning of the appliance, it is necessary to ensure an adequate re-circulation of air in the room. Consult the local norms with regards to this.

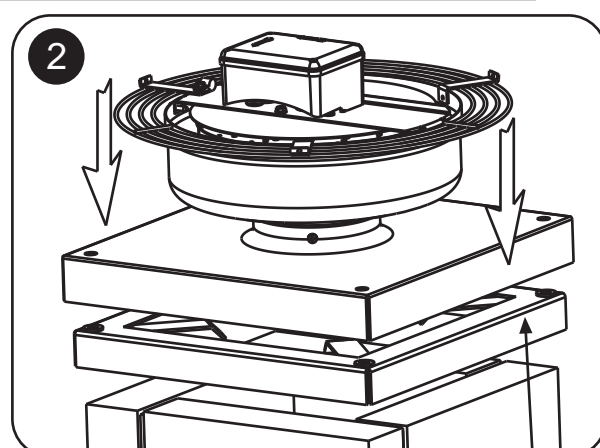
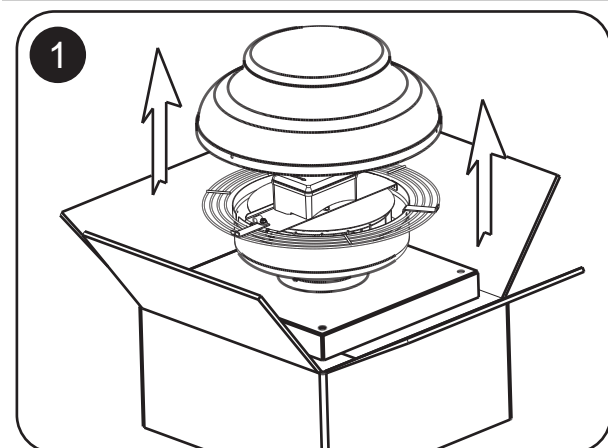
THE PRODUCT IS EQUIPPED WITH A MANUAL RESET PROTECTION DEVICE WHICH WILL TRIGGER IN THE CASE OF A FAULT.

YOU MUST ELIMINATE THE FAULT BEFORE CARRYING OUT MANUAL RESET. ANY FURTHER RESETTING WILL ONLY BE POSSIBLE BY DISCONNECTING THE EQUIPMENT FROM THE POWER SUPPLY.

OPERATION

This fan is a centrifugal roof fan for air exhausting through long ducting.

INSTALLATION



screws not supplied

accessory upon request

